


# STATEMENT OF FINANCIAL POSITION

(all amounts in Sri Lanka Rupees million)

As at 31 December	Notes	Group		Company	
		2018	2017	2018	2017
<b>Assets</b>					
Non-current assets					
Property, plant and equipment	14	123,850	117,035	96,047	91,453
Intangible assets and goodwill	15	7,652	7,861	1,124	1,067
Investments in subsidiaries	16	-	-	14,366	14,206
Investments in associates	16	-	28	-	28
Deferred income tax assets	23	148	84	-	-
Contract assets	24 (a)	438	-	113	-
Other receivables	18	2,970	3,150	2,938	3,127
<b>Total non-current assets</b>		<b>135,058</b>	<b>128,158</b>	<b>114,588</b>	<b>109,881</b>
Current assets					
Inventories	19	2,173	3,161	1,440	2,228
Trade and other receivables	20	27,340	20,731	17,541	17,854
Current tax receivable		613	1,035	613	1,035
Contract assets	24(b)	497	-	103	-
Other investments	17	3,665	1,844	3,569	1,780
Cash and cash equivalents	21	11,089	4,277	671	796
<b>Total current assets</b>		<b>45,377</b>	<b>31,048</b>	<b>23,937</b>	<b>23,693</b>
<b>Total assets</b>		<b>180,435</b>	<b>159,206</b>	<b>138,525</b>	<b>133,574</b>
<b>Equity</b>					
<b>Capital and reserves</b>					
Stated capital	29	18,049	18,049	18,049	18,049
Insurance reserve	27	791	691	791	691
Hedging reserve	12	(672)	-	(672)	-
Retained earnings		55,456	52,569	39,972	40,480
Equity attributable to equity holders of the Company		73,624	71,309	58,140	59,220
Non-controlling interest		96	95	-	-
<b>Total equity</b>		<b>73,720</b>	<b>71,404</b>	<b>58,140</b>	<b>59,220</b>
<b>Liabilities</b>					
<b>Non-current liabilities</b>					
Grants	28	-	3	-	3
Borrowings	22	38,886	14,920	30,928	14,492
Deferred income	24	2,186	2,239	2,155	2,208
Contract liabilities	24 (b)	548	-	533	-
Deferred income tax liabilities	23	6,537	5,956	6,525	5,945
Employee benefits	26	4,239	4,355	3,598	3,719
Trade and other payables	25	1,941	2,444	456	532
<b>Total non-current liabilities</b>		<b>54,337</b>	<b>29,917</b>	<b>44,195</b>	<b>26,899</b>
<b>Current liabilities</b>					
Borrowings	22	16,949	26,891	15,104	24,486
Deferred income	24	2,469	2,143	385	468
Contract liabilities	24 (b)	565	-	471	-
Current tax liabilities		412	401	-	-
Trade and other payables	25	31,983	28,450	20,230	22,501
<b>Total current liabilities</b>		<b>52,378</b>	<b>57,885</b>	<b>36,190</b>	<b>47,455</b>
<b>Total liabilities</b>		<b>106,715</b>	<b>87,802</b>	<b>80,385</b>	<b>74,354</b>
<b>Total equity and liabilities</b>		<b>180,435</b>	<b>159,206</b>	<b>138,525</b>	<b>133,574</b>

The Notes on pages 119 to 173 form an integral part of these Financial Statements.


I certify that these Financial Statements have been prepared in compliance with the requirements of the Companies Act No. 07 of 2007.



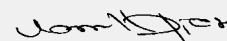
**Sanjeewa Samaranayake**  
Group Chief Financial Officer

The Board of Directors is responsible for these Financial Statements. These Financial Statements were approved by the Board of Directors on 21 February 2019

Signed for and behalf of the Board,



**P G Kumarasinghe Sirisena**  
Chairman  
21 February 2019



**Nilanthi Pieris (Ms)**  
Director