

HIGHLIGHTS OF THE YEAR

94.3%

Group operating profit growth

LKR 81.4 Bn.

Group revenue

LKR 30.0 Bn.

contributed in levies, taxes, and license fees to the Government of Sri Lanka



1,717,200

New fixed line connections



415,000

PEO TV connections



966,925

Broadband connections



800,000

Mobile subscriber growth



33%

Non-voice and enterprise segment growth



623

New recruits

86.99%

Quality level reached for First-Call Resolution (FCR)

95%

Positive feedback from customer satisfaction surveys

270+

Touch points island-wide

10.1

Million calls received

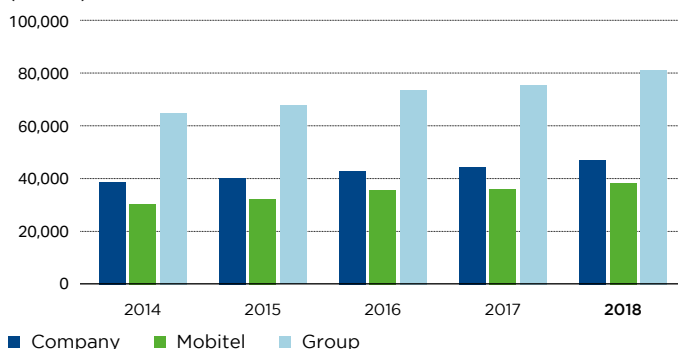
86%

Customer satisfaction

	2018	2017	Change (%)
Group			
Revenue (LKR Bn.)	81.44	75.74	7.5
EBITDA (LKR Mn.)	25,561	21,205	20.5
Operating profit (LKR Mn.)	7,613	3,918	94.3
Profit before tax (LKR Mn.)	7,169	5,528	29.7
Profit after tax (LKR Mn.)	4,948	3,940	25.6
Earnings per share (LKR)	2.74	2.18	25.6
Company			
Revenue (LKR Bn.)	47.39	44.54	6.4
EBITDA (LKR Mn.)	13,457	11,379	18.3
Operating profit (LKR Mn.)	1,841	258	613.6
Profit before tax (LKR Mn.)	3,142	2,129	47.6
Profit after tax (LKR Mn.)	1,906	1,428	33.5
Earnings per share (LKR)	1.06	0.79	33.5

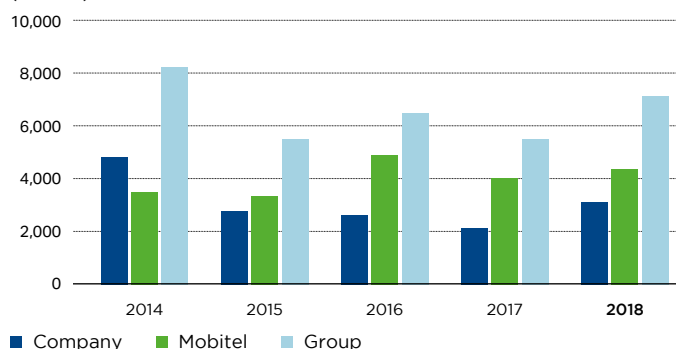
Revenue

(LKR Mn.)



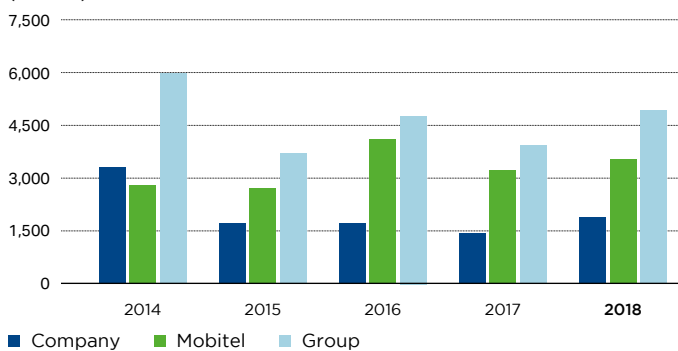
Profit before tax

(LKR Mn.)



Profit after tax

(LKR Mn.)



Earnings per share (EPS)

(LKR)

